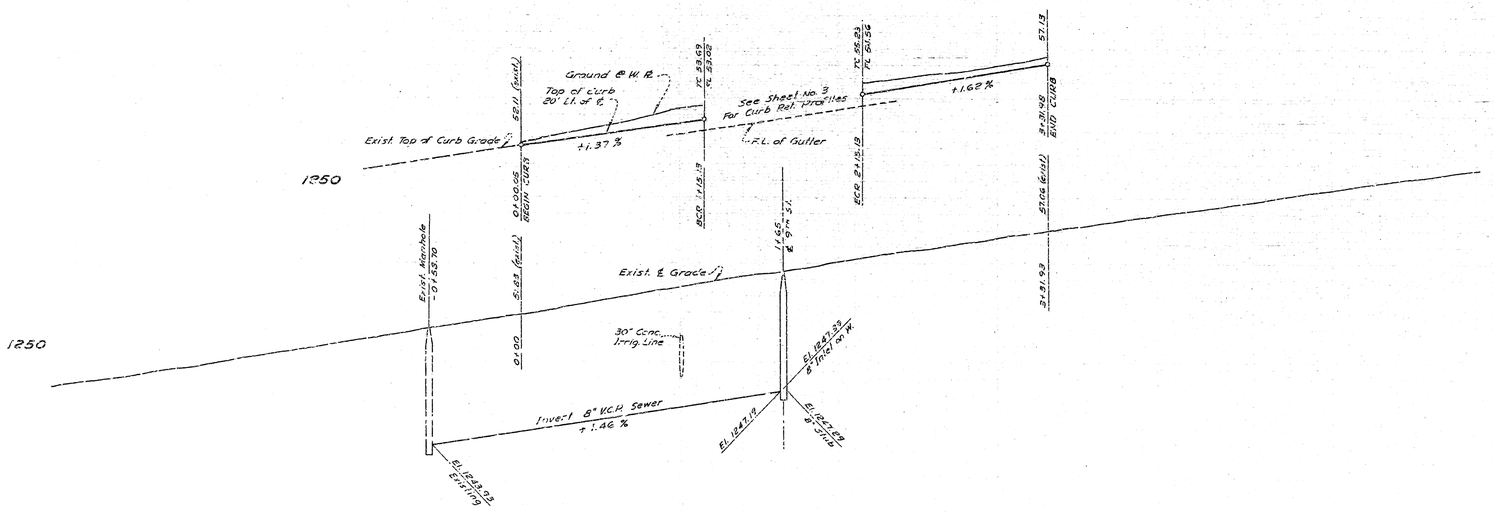

Scale ~ Horiz. 1" = 40'
Vert. 1" = 4'

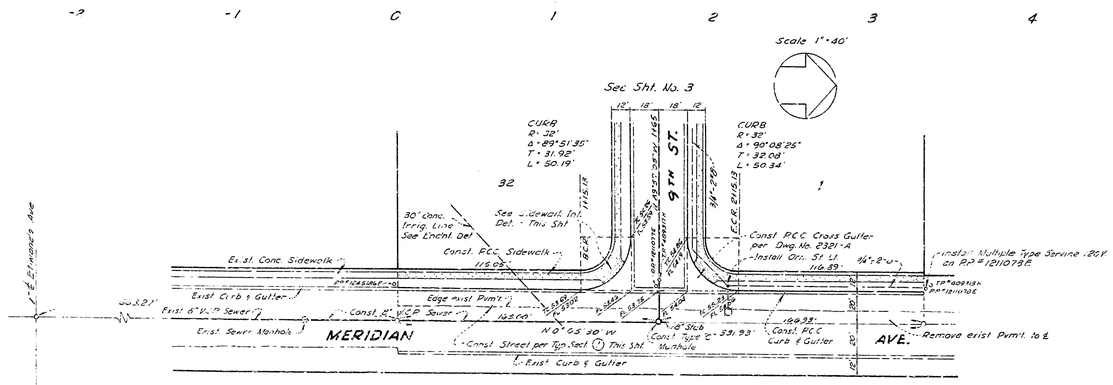

Note:
1. All trees to be removed from Street R/W.
2. Power & Tel. Poles to be relocated by others.

10. Sufficient soil tests by a recognized soil testing laboratory shall be required to determine the adequacy of the indicated street sections. If the results of these tests show the existing subgrade to be inferior, sufficient base material shall be placed to support the indicated surfacing and/or the surfacing thickness shall be increased.
11. Ornamental Street Lighting system to be constructed per Standard Specifications, City of San Bernardino For Street Lighting Systems and applicable provisions of Ordinance No. 1984.



NOTES:
1. - All work embodied on these Plans shall be done in conformity with applicable provisions of Specifications No. 2271.
2. - 8" x 4" Wyes with connecting sewer to be constructed, shown on Plan thus, ⊥.
3. - All ~~[illegible]~~ house connections shall be constructed on an upward grade of 2 per cent from Main Sewer and shall extend from the Main Sewer to the Property Line.
4. - All house connections are approximate and exact locations shall be determined in the field.
5. - Manhole frames and covers to be constructed by Sewer Contractor 6" below Official Grade shown and upon completion of Paving, the Paving Contractor shall adjust manhole frames and covers to said Official Grade.
6. - All Standard Cross Sections of curb, gutter and sidewalk are as per City of San Bernardino, Department of Engineering Std. Drawings No. 2321. A & B
7. - Bench Marks:
(a.) Chis. "X" on Flg. of Fire Hyd. S.W. Cor. Meridian Ave. & Etiwanda Ave.
Elev. 1243.53
(b.) Set Conc. Nail 1' So. of No. end of Curb on West side of Meridian Ave. @ No. ℄ of Tr. 5013
Elev. 1252.13
(c.) Set Conc. Nail 1' So. of No. end of Curb on East side of Pepper Av. No. ℄ Tr. 5013
Elev. 1261.98
8. - Manhole steps shall not be required. Manhole Frames & Covers shall be Alhambra Foundry No. A-1190 ("Silent Knight") or approved equal.
9. - Sewer laterals to be constructed of either "Band Seal" clay pipe, cast iron pipe or asbestos cement pipe. Sewer mains shall be constructed of either "Wedge-Lock" "Speed Seal" or "Band Seal" clay pipe.

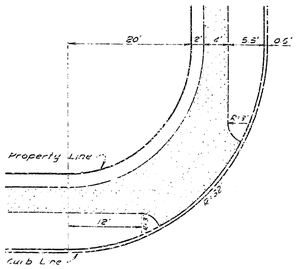

Sidewalk Intersection Detail

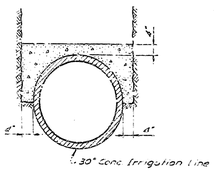

P.C.C. Encasement Detail

Min. 4" Conc. Encasement (top & sides)
With: - MERIDIAN AVE. R/W Only

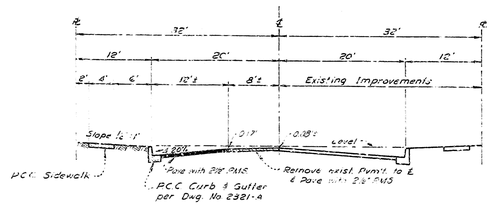

Typical Street Cross Section 1

Sidewalk per Dwg. No. 2321-B, Case "C"

DON B. MILLER, R.C.E. No. 8750

DEPARTMENT OF ENGINEERING
CITY OF SAN BERNARDINO

IMPROVEMENT PLANS
TRACT No. 7084

SUBMITTED BY CAMPBELL & MILLER ENGINEERING
APPROVED December 4 63 DRAWN BY
ACTING CITY ENGINEER
REGISTERED CIVIL ENGINEER No. 1365
D.A.W.

7084

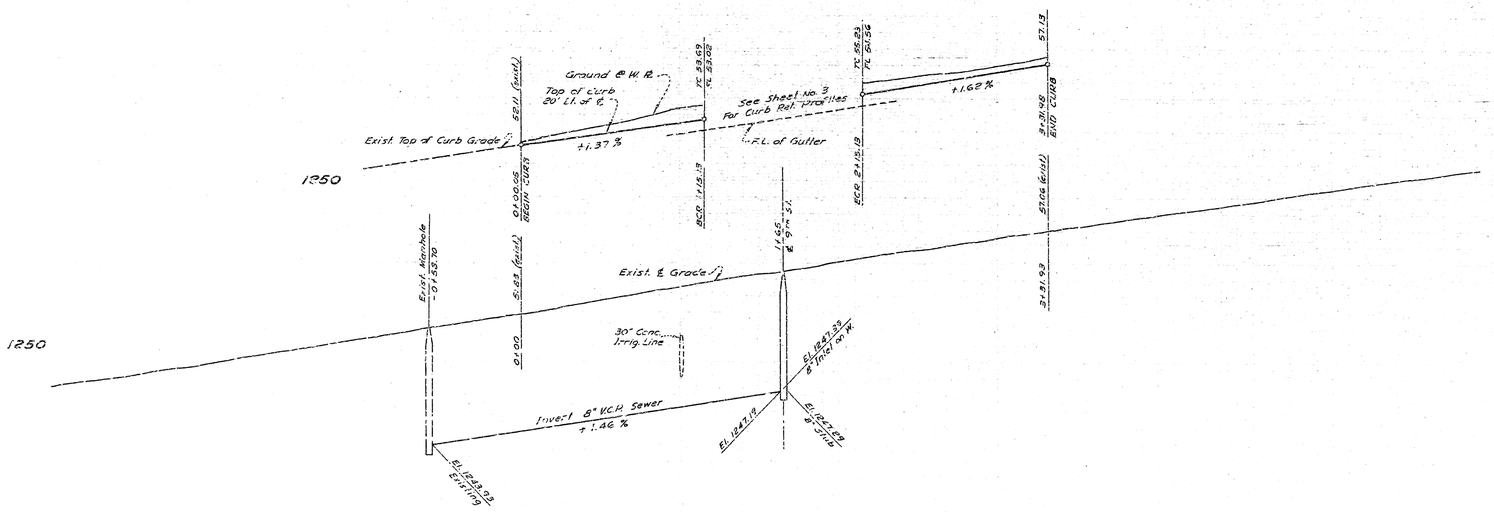

Scale ~ Horiz. 1" = 40'
Vert. 1" = 4'

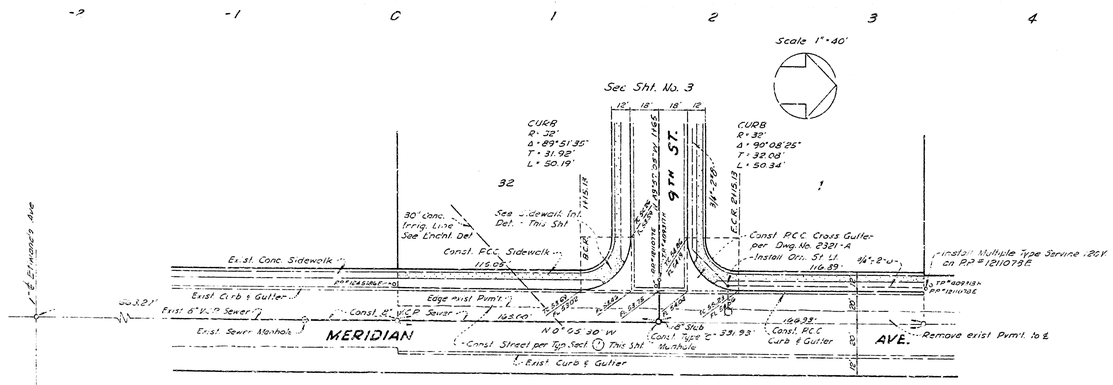

Note:
1. All trees to be removed from Street R/W.
2. Power & Tel. Poles to be relocated by others.

10. Sufficient soil tests by a recognized soil testing laboratory shall be required to determine the adequacy of the indicated street sections. If the results of these tests show the existing subgrade to be inferior, sufficient base material shall be placed to support the indicated surfacing and/or the surfacing thickness shall be increased.
11. Ornamental Street Lighting system to be constructed per Standard Specifications, City of San Bernardino For Street Lighting Systems and applicable provisions of Ordinance No. 1984.



NOTES:
1. - All work embodied on these Plans shall be done in conformity with applicable provisions of Specifications No. 2271.
2. - 8" x 4" Wyes with connecting sewer to be constructed, shown on Plan thus, ⊥.
3. - All ~~[illegible]~~ house connections shall be constructed on an upward grade of 2 per cent from Main Sewer and shall extend from the Main Sewer to the Property Line.
4. - All house connections are approximate and exact locations shall be determined in the field.
5. - Manhole frames and covers to be constructed by Sewer Contractor 6" below Official Grade shown and upon completion of Paving, the Paving Contractor shall adjust manhole frames and covers to said Official Grade.
6. - All Standard Cross Sections of curb, gutter and sidewalk are as per City of San Bernardino, Department of Engineering Std. Drawings No. 2321. A & B
7. - Bench Marks:
(a.) Chis. "X" on Flg. of Fire Hyd. S.W. Cor. Meridian Ave. & Etiwanda Ave.
Elev. 1243.53
(b.) Set Conc. Nail 1' So. of No. end of Curb on West side of Meridian Ave. @ No. ℄ of Tr. 5013
Elev. 1252.13
(c.) Set Conc. Nail 1' So. of No. end of Curb on East side of Pepper Av. No. ℄ Tr. 5013
Elev. 1261.98
8. - Manhole steps shall not be required. Manhole Frames & Covers shall be Alhambra Foundry No. A-1190 ("Silent Knight") or approved equal.
9. - Sewer laterals to be constructed of either "Band Seal" clay pipe, cast iron pipe or asbestos cement pipe. Sewer mains shall be constructed of either "Wedge-Lock" "Speed Seal" or "Band Seal" clay pipe.

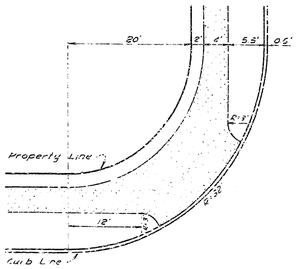

Sidewalk Intersection Detail

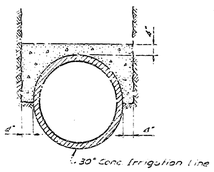

P.C.C. Encasement Detail

Min. 4" Conc. Encasement (top & sides)
With: - MERIDIAN AVE. R/W Only

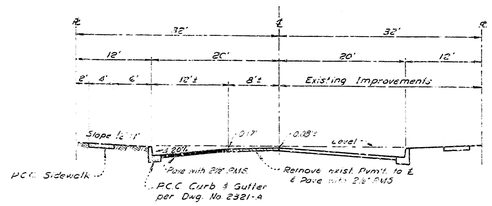

Typical Street Cross Section 1

Sidewalk per Dwg. No. 2321-B, Case "C"

DON B. MILLER, R.C.E. No. 8750

DEPARTMENT OF ENGINEERING
CITY OF SAN BERNARDINO

IMPROVEMENT PLANS
TRACT No. 7084

SUBMITTED BY CAMPBELL & MILLER ENGINEERING
APPROVED December 4 63 DRAWN BY
ACTING CITY ENGINEER
REGISTERED CIVIL ENGINEER No. 1365
D.A.W.

7084